



NATIONAL EQUIPMENT REGISTER HORSES & RIDERS

Index

Introduction

One of the strengths of Australian thoroughbred horse racing is that owners, trainers and riders are able to travel to other areas in the knowledge that the conditions of racing are the same as in their own States or Territories. This is achieved by the establishment of national rules and practices. One policy practice is that the Australian Chairmen of Stewards are constantly reaching agreement on a uniform approach to gear that is permitted under AR 206.

Section 1 - Horse Gear

Index.....	2	Other Gear	13
Blinkers / Visor	3	Ear Plugs.....	13
Closed Blinkers.....	4	Brow Band.....	13
Pacifiers.....	4	Cornell Collar.....	14
Winkers	5	Barrier Blanket	15
Ear Muffs.....	5	Blindfold, Stallion Chain & Dually Headcollar	15
Compression Hoods with Ear Muffs.....	6	Barrier Extension	16
Nose Roll	7	Bits.....	16
Cross Over Noseband & Nose Bands	7	Standard Bits	17
Combination of Head Gear.....	8	Lugging Bits	24
Nasal Strip	9	Butterfly Bit.....	25
Bits & Pieces.....	9	Norton Bit	25
Tail Chains	10	Tongue Control Bits	26
Tongue Ties & Tongue Clips.....	10	Tongue Control & Lugging Bits.....	26
Boots.....	11	Approved Race Plates	27
Bandages	12	Shoes.....	28
		Helmets.....	36
		Spurs.....	39
		Stainless Steel STEP Stirrup	41

Section 2 - Rider Gear

Padded Whips.....	31
Safety Vests	33

AR 206

1. Except for other gear approved by the Stewards for trackwork, for a race, official trial, jump-out or trackwork all gear to be used on a horse must be approved by the Chairmen of Stewards and listed in the National Equipment Register.
2. Permission must be obtained from the Stewards prior to acceptance time for a race in order for a horse to race in any approved gear (including racing plates) listed in National Equipment Register.
3. If permission is obtained under subrule (2), then, unless approval from or instruction by the Stewards is provided prior to acceptance time for a subsequent race, that gear is to be used without variation in subsequent races in which the horse participates.

Note: Under AR 20(g), Stewards may order the removal of any shoes, racing plates, equipment or gear from a horse which are not approved or are in their opinion unstable, unsafe or ineffective.

Blinkers / Visor

Permission to Use/Remove: The conditions of AR. 206 (1) & (2) apply to the use or removal of blinkers/visor blinkers subject to any policies in place in individual jurisdictions regarding the same.

Specifications: Blinkers must be open cupped, to permit a full forward and peripheral view with the cup not exceeding 6cm in width. Visor Blinkers must conform to the requirements for Blinkers provided that no more than 50% of the cup may be removed. Neither blinkers nor visor blinkers must not be cut back in anyway to reduce their original width.

Proper application: Blinkers/Visor Blinkers must be worn under bridle and have buckles or interlocking clips. One-cupped Bliker/Visor Bliker: One- Cupped Bliker/Visor Bliker may be used. The trainer must notify at acceptance what side it will be worn.

Jumping races: Only non-hooded Blinkers/Visor Blinkers which have been specifically approved by the Stewards may be worn in jumping races



Closed Blinkers

1. Closed blinkers cups may not cover more than 50% of the eyepiece.
2. Each horse fitted with closed blinkers must have full forward and peripheral view, to the satisfaction of Stewards; and
3. The Stewards may order the removal of closed cup blinkers should they consider that prevailing track conditions are unsatisfactory or alternatively Stewards may order their substitution with open blinkers.



Pacifiers

Approval for use: Pacifiers are approved for use for the purposes of AR.206, subject to the conditions set out in this rule.

Specifications: Pacifiers must be a strong mesh that will resume normal shape after compression.

Proper application: Pacifiers must be worn under the bridle.

Jumping races: Pacifiers are not permitted in jumping races.

Track conditions: The Stewards may order the removal of pacifiers if in their opinion the track conditions are averse to such use.



Winkers

Approval for use: Winkers are approved for use for the purposes of AR.206, subject to the conditions set out in this rule.

Specifications: Winkers must be lambs' wool and not exceed 270mm in length and be of a reasonable thickness to allow adequate forward and peripheral vision.

Proper application: Winkers must be attached to the cheek strap of the bridle.

Use of Winkers with other gear: Winkers must not be used in combination with Blinkers/Visor Blinkers.



Ear Muffs

Approval for use: Ear Muffs are approved for use for the purposes of AR206, subject to the conditions set out in this rule.

Specifications: Ear Muffs must be of wetsuit material, vinyl or cloth and must be attached by a buckle or interlocking clip.

Nothing to be inserted into horse's ears: No foreign material is to be inserted in the ears of any horse wearing Ear Muffs.

Red Ear Muffs Pre-Race Only: May be worn to the start, however, must be removed prior to being loaded into the barriers.



Compression Hoods with Ear Muffs

Approval for use: The Hidez Compression Hood with Ear Muffs (pictured) is approved for use for the purposes of AR206.



Note: The Hidez Compression Hood without Ear Muffs has not been approved for use.

Nose Roll

Approval for use: Nose Rolls are approved for use for the purposes of AR.206, subject to the conditions set out in this rule.

Specifications: Nose Rolls must be made of lambs' wool and must be of a reasonable thickness to allow adequate vision.

Proper application: Must be positioned no further up the nasal bone than half way between nostrils and eyes.

Use of Nose Rolls with other gear: Prior to being permitted to wear a combination of Blinkers/Visor Blinkers or Winkers with a Nose Roll in a race, a two year old or unraced horse must trial to the Stewards satisfaction prior to acceptance time wearing the relevant gear.



Cross Over Noseband & Nose Bands

Approval for use: Cross-over, Hanoverian and Kyneton nosebands are approved for use for the purposes of AR.206.

Dropped nosebands: Dropped nosebands are not permitted to be used in any race, trial or track work.



Combination of Head Gear

All items may be used in conjunction with ear muffs, brow band, and cross over nose bands




Nasal Strip

Approval for use: Nasal Strips are approved for use for the purpose of AR 206, subject to the conditions set out in this rule.

Specifications: Nasal Strips must be of a design approved by the stewards.

Proper Application: Nasal Strips must be fitted as per the manufacturer's instructions.



Bits & Pieces



Bit Lifter



Cheekers

Keepers



Bubble Cheeker, must be of a design approved by the Stewards and have no sharp edges.



Irish Martingale Rings

Tail Chains

Approval for use: Tail Chains are approved for use for the purposes of AR.206(1), subject to the conditions set out in this rule.

Specifications: A Tail Chain must consist of 4 to 5 chain links of a size and weight approved by the Stewards.

Proper application: A Tail Chain must be fitted to the butt of the tail by rubber band, leather strap or elastoplast.



Tongue Ties & Tongue Clips

Approval for use: Tongue Ties and Tongue Clips are approved for use for the purposes of AR 206(1), subject to the conditions set out below.

Specifications: Tongue Ties must be either: (a) leather strap or rubber band (at least 15mm wide); or (b) lycra or neoprene (at least 50mm wide).

Application: Tongue Ties and Tongue Clips must not be applied more than 30 minutes prior to race time.

Proper application: All Tongue Ties are to be looped around the tongue and secured around the lower jaw. Tongue Ties must be clearly visible at all times. Tongue Ties must never be attached to the bit or bridle.

Tongue position: Tongues which are tied must remain inside the horse's mouth in its usual position.

Tongue Clips: Tongue Clips must be rubber and attached to the bit. Tongue Clips with strap are also permitted.

Removal: Tongue Ties and Tongue Clips must be removed as soon as practicable.



Boots

Approval for use: Shin Boots, Tendon Boots, Bell Boots, Bumper Boots, Scalping Boots, Brushing Boots and Hock Boots are approved for use for the purposes of AR.206(1), subject to the conditions set out in this rule.

Specifications: All Boots must be a design approved by the stewards. They must be of good quality, light for racing purposes, and be secured with buckles or velcro provided it is fastened with electrical tape. Not by any other interlocking materials, press-studs, or by other means. All boots with velcro straps must be approved by stewards prior to being used.

Use of Boots with Bandages: Boots may be worn over the top of Self Adhesive or Adhesive Bandages but not over the top of other Bandages.

Bell Boots: Bell Boots must be rubber and, in design, must be securable only by pulling them over the hoof. Bell Boots that are detachable and that may be secured by buckles, Velcro or some other means are not permitted.



Bandages

Standard bandages: Standard bandages are approved for the purposes of AR.206(1) but must be stitched the full length on the outside of the leg in contrasting thread.

Self adhesive bandages (eg Coflex, Vetrap): Self adhesive bandages are approved for the purposes of AR.206(1), maybe stitched, or electrical tape applied at least two times around the circumference of the bandage.

Adhesive bandages (eg. Elastoplast): Adhesive bandages are approved for the purposes of AR.206(1) but must be stitched with contrasting thread.

Notification: With respect to bandages, the obligation to notify of any proposed change under AR.206(2), only relates to the addition or removal of bandages and not to the type of bandages to be worn.



Other Gear

The Stewards may, at their discretion, forbid the use of any design type or manufacture of reins or bridles for use in races, trials or track work, provided that:

Reins

- Reins may not be made of leather;
- Buckled reins are not permitted;
- Reins must have rubber grips.

Bridles

- Be secured by buckles not by any other interlocking material;
- Brow Band and Throat Strap to be attached



Ear Plugs

Approval for use: Ear Plugs are approved for use for the purpose of AR. 206(1), subject to the conditions set out in this rule.

Only ear plugs of a type approved by the stewards are permitted to be used in a race/trial. Ear Plugs are not to be worn in conjunction with Ear Muffs

Permission to use: Prior to being permitted to wear ear plugs in a race, a horse must trial to the satisfaction of the stewards prior to acceptance time fitted with ear plugs.



When a horse is to race with ear plugs, they must not be removed throughout the race and are only to be removed on returning to the mounting yard.

Horses not wishing to race in ear plugs are still permitted to enter the mounting yard or parade to the barriers fitted with ear plugs, however they must be removed prior to the horse leaving the mounting yard or entering the barriers.

Brow Band

Approval for use: Brow Bands are approved for use for the purposes of AR.206(1), subject to the conditions set out in this rule.

Specifications: The Brow Band when fitted must be of a reasonable thickness to allow adequate vision.

Proper application: The Brow Band must be stitched to the brow band of the bridle.

Brow Band may be worn in conjunction with other head gear.



Cornell Collar

Approval for use: Cornell Collars are approved for use for the purposes of AR.206(1), subject to the conditions set out in this rule.

Permission to use: Application for permission to use a Cornell Collar in a race or official trial must be accompanied by a written submission from a registered Veterinary Surgeon which includes the following:

- a. Details of any relevant examination(s) of the horse in question;
- b. Explanation of why the use of the Cornell Collar is appropriate and justified in the circumstances;
- c. Declaration that appropriate instruction has been given to the trainer by the veterinarian as to the correct application of the Collar in accordance with the manufacturer's recommendations;
- d. Declaration that the horse has been observed during track work and/or trialling and that there were no untoward effects identified as a consequence of the collar's application.



Trial to satisfaction of the Stewards: Following receipt of the application referred to in paragraph (2), the horse must compete, wearing a Cornell Collar, in a trial of at least 800 metres to the satisfaction of a Steward. Subject to AR.206(3), permission may not be granted under this paragraph after acceptance time.

Type of Cornell Collar to be used: Unless otherwise approved by the Stewards, only Cornell Collars with the trade name "Vet-Aire" may be used in races, track work or trials.

Veterinarian to inspect prior to racing: Prior to racing, any horse that is fitted with a Cornell Collar must be inspected by a veterinary surgeon, to ensure that the collar is fitted in accordance with the manufacturer's instructions.

Cornell Collar must be used after approval: Once permission has been granted by the Stewards to use a Cornell Collar in a race, the horse must wear the device in all subsequent races, trials and track work (light or slow work excepted) unless permission to discontinue its use has been granted by the Stewards.

Permission to discontinue use: Prior to permission being granted to discontinue the use of a Cornell Collar in future races, the trainer must provide a written submission to the Stewards outlining the reasons for the request prior to acceptance time. This should be accompanied by a supporting letter from the trainer's veterinarian outlining the reasons for removing the Collar.

Jumping races: Cornell Collars are not permitted for use in jumping races.

Permission to discontinue use: Prior to permission being granted to discontinue the use of a Cornell Collar in future races, the trainer must provide a written submission to the Stewards outlining the reasons for the request prior to acceptance time. This should be accompanied by a supporting letter from the trainer's veterinarian outlining the reasons for removing the Collar.

Jumping races: Cornell Collars are not permitted for use in jumping races.

Barrier Blanket

Approval for use: For the purpose of AR.206(1), Barrier Blankets may be used at the barriers in races or trials, subject to the conditions set out in this rule.

Specifications: Barrier Blankets must have dual straps that attach to the barrier.

Permission to use: Prior to being permitted to use a Barrier Blanket in a race, a horse must perform to the satisfaction of a Starter, or person authorised by the Stewards, with a Barrier Blanket at a trial prior to acceptance time.



Blindfold, Stallion Chain & Dually Headcollar

Approval for use: For the purpose of AR.206(1), Blindfolds, Stallion Chains and Dually Headcollars may be used at the barriers in races or trials, subject to the conditions set out in this rule.

Permission to use: Prior to being permitted to use a Blindfold, Stallion Chain or Dually Headcollars in a race, a horse must enter the barriers to the satisfaction of a Starter, or person authorised by the Stewards, with a Blindfold, Stallion Chain or Dually Headcollars prior to acceptance time.

Conditions of use: For safety reasons the Blindfold, Stallion Chain or Dually Headcollars will be fitted as late as possible and the rider will be required to dismount.



Stallion Chain



Blindfold



Dually Headcollar

Barrier Extension

Approval for use: For the purpose of AR.206(1), Barrier extensions may be used at the barriers in races or trials.



Bits

Approval for use: The following five categories of bits are approved for the purposes of AR.206, subject to the conditions set out in this Rule:

- a. **Standard Bits;** all Dee bits and Egg butt snaffle bits and loose ring snaffles.
- b. **Lugging Bits;** Ring Bit, Crescendo, Controller, Regulator, Springsteen, Half Spoon, JR Lugging, Brad Lugging, AC Lugging, Straight mouth bits.
- c. Norton Bits; Norton Citation bit, Victor Race bit.
- d. Tongue Control Bits.
- e. Butterfly Bit.

Rubber bits: Any rubber bit used must show evidence that the bit is reinforced with steel through centre.

Prohibited bits: The following bits are expressly prohibited:

- a. All Apple mouth bits with jointed mouth piece;
- b. Snake bits;
- c. Aluminum bits;
- d. Basket bit;
- e. Pee Wee bit;
- f. Tomb Thumb bits - in races and trials only.
- g. Running Gag bits - in races and trials only.

Standard Bits

Racing Dee Bit



Racing Dee Bit with rubber covered snaffle mouth



Racing Dee Bit with thin hollow mouth



Racing Dee Bit with thick hollow mouth



Racing Dee Bit with rubber covered snaffle mouth



Racing Dee Bit with small Dee mouth



Racing Dee Bit with copper mouth



Racing Dee Bit with inside loops



Racing Dee Bit with copper mouth



Racing Dee Bit with slow twist mouth



Standard Bits

Shetland Loose Ring



Loose Ring Snaffle



Thin Mouth Ring Snaffle



Lightweight Loose Ring Race Snaffle



Thick Hollow Ring



Heavy Mouth Ring



Loose Ring Snaffle with rubber covered snaffle mouth



Thick Hollow Ring



Superfine Sweet Iron Snaffle



Heavy Ring Sweet Iron Snaffle



Standard Bits

Scrub Board Sweet Iron Snaffle



Heavy Ring Snaffle with inlaid copper mouth



Eggbutt Snaffle with french mouth



Dr Bristol Eggbutt



Loose Ring Eggbutt



Eggbutt Snaffle with copper & SS rollers



Slow Twist Eggbutt with flat rings



Loose Ring Eggbutt with copper mouth



Eggbutt Snaffle



Magenis Snaffle



Standard Bits

Slow Twist Eggbutt with flat rings



Slow Twist Eggbutt with flat rings



Dressage Eggbutt with french mouth



Dressage Eggbutt Bradoon



Eggbutt Snaffle with thin copper mouth



Superfine Eggbutt Bradoon



Eggbutt Snaffle with thin solid mouth



Thick Hollow Eggbutt with round rings



Eggbutt Snaffle with thick solid mouth



Eggbutt Snaffle with hinged mouth



Standard Bits

Slow Twist Eggbutt with flat rings



Slow Twist Eggbutt with flat rings



Dee Bomber Blue



Eggbutt Bomber Blue



Loose Ring Bomber Blue without rubber



DC Dressage Bomber Blue

Proper application: Bridle cheek strap must be attached to small ring.



DC Dressage Happy Tongue

Proper application: Bridle cheek strap must be attached to small ring.



Dee Happy Tongue



Eggbutt Happy Tongue



Loose Ring Happy Tongue



Standard Bits

Dee Ported Barrel



Eggbutt Ported Barrel



Mullen Mouth Eggbutt with large flat ring mouth



Happy Mouth Flat Ring Eggbutt with flexible mouth



Happy Mouth Racing Dee Bit with flexible mouth



Racing Dee Bit soft rubber Mullen mouth *(must be reinforced with steel through centre)*



Mullen Mouth Eggbutt with small round rings



Lightweight Loose Ring Mullen Snaffle



Wilkie Bit



Standard Bits

Half Spoon Snaffle



Crescendo Bit



Mullen Mouth Eggbutt with small round rings



Regular Bit



Controller Bit



Springsteen Snaffle



Regular Bit



Lugging Bits

Happy Mouth Ring Dexter

(Please note these bits are to be branded SOYO on the large ring to distinguish them from the barred Apple and White Jointed bits)



Triabit



Dexter Ring Racing



Dexter Ring Racing copper plated



Dexter Ring Racing with rubber covered snaffle mouth



Brad Lugging Bit



JR Lugging Bit



AC Lugging Bit



James Mullen Mouth Bit



James Snaffle Mouth Bit



Lugging Bits

Half Spoon Ring Dexter



*Winning Tongue Bit With Brakes (Normal Plate)



***Condition of use:** Bridle cheek straps be attached to the smaller rings.

Triabit



Butterfly Bit

Butterfly Bit



Norton Bit

Victor Racing Bit



Norton Bit



Tongue Control Bits

WTP Dee Snaffle with Tongue Control



WTP Loose Ring Snaffle with Tongue Control



WTP Dee Bit Tongue Control



Tongue Control Bit



Dressage Eggbutt with Tongue Control



Tongue Control & Lugging Bits

Dexter Ring Racing with tongue control



WTP Dexter Ring with Tongue Control



Approved Race Plates

UNDER THE PROVISIONS OF AR 107

1. The trainer is at all times responsible for ensuring that horses with race engagements comply with the following requirements from the time when they arrive on course, except where the Stewards permit otherwise:
 - a. Plates and tips must be made of an approved material capable of being forged or moulded into shape;
 - b. Tips must cover at least one third of the perimeter of the hoof;
 - c. Except in the case of approved therapeutic plates approved by the Stewards which may weigh up to 170g, plates and tips must not exceed 150g in weight;
 - d. Plates and tips must be securely and properly fitted and must not protrude beyond the perimeter of the hoof;
 - e. Plates must be secured by a minimum of 5 nails and tips by a minimum of 3 nails;
 - f. Heads of nails must not protrude more than 2mm from the surface of a plate or tip;
 - g. Forged or rolled toe and side clips are permitted provided those clips have blunt, rounded edges and do not exceed 15mm in height and 20mm in width;
 - h. Steel inserts are permitted provided they are level with the surface of the plate;
 - i. Bar plates are permitted, provided that the entire plate including the bar is in one piece;
 - j. A bar may be welded or riveted to the plate provided that the surface of the bar is level with that of the plate;
 - k. Heeled plates or caulks are not permitted in flat races;
 - l. Cutting plates, grippers or any other form of plates or tips which, in the opinion of the Stewards, may be dangerous, are not permitted;
 - m. Hoof pads must be of a material, design and weight approved by the Stewards.
2. A horse cannot start in a race unless it is fully shod with plates or tips that meet the requirements of this rule, except that in exceptional circumstances the Stewards may permit a horse to run barefooted or partly shod.
3. Prior to the acceptance time of any race a horse is entered in, a trainer must:
 - a. Obtain approval from the Stewards for the use of any synthetic hoof repair material, hoof pads or any non-standard, partial, modified and/or therapeutic racing plates or tips; and
 - b. Notify the Stewards of any change from tips to plates, or from plates to tips.
4. To ensure compliance with the requirements for plating set out in this rule, the Stewards may engage a person (including a farrier's supervisor) to inspect any horses presented for racing.
5. If a mishap with a plate or tip occurs during a race, that must be reported by the trainer to the Stewards immediately.

Shoes

Glue on Shoes & Race Plates

Glue on Shoes & Race Plates


- a. Sigafoo with cloth fabric
- b. Mustad Glue on Shoes and Plates tabs

All items need to be approved by stewards when being applied or removed



Bar Plates & Tips

All items need to be approved by stewards when being applied or removed




*and any other shape or configurations

Shoes

Shock Shod Shoes / Concussion Plates / Urethane Protected Race Plates

All items need to be approved by stewards when being applied or removed

Shock shod race plates, and urethane protected raceplates are laminated on the outside surface. Must be a design approved by stewards.



Concussion race plates are laminated on the hoof surface of the plate and include: leather, plastic, rubber, oakum, resin, Shock Tammer, white or colour bonded

Hoof Pads

All items need to be approved by stewards when being applied or removed

Shall be of a material, design and weight approved by the stewards.



Shoes

Approved Race Plates



Apple



Equine



Kerckhaert King
Plate Extra
Sound



St Croix
Concord



Thoro'Bred
Queens Plate



Victory



Winner



Speed Toe
Kerckjaert



New Balance -
Natural Balance



World Race
Plate Thor'Bred
- four point



2" & 3" wedged
hinds; 2" & 3"
wedged fronts



Wide Web Plate



Wide Web Plate



Wide Web Plate



Half round
aluminium fronts
only



Lightweight steel
galloping plate

Padded Whips

1. RELEVANT RULES

AR 132 Limits on the use of a whip by a rider

1. A rider may only carry in races, official trials, jump-outs, or trackwork a padded whip of a design and specification approved by Racing Australia ("approved whip") which is in a satisfactory condition and has not been modified in any way.
2. A person must not have in his or her possession:
 - a. a whip which is not an approved whip; or
 - b. an approved whip which has been modified in any way.
3. The Stewards may confiscate any whip which:
 - a. is not an approved whip; or
 - b. is an approved whip which, in their opinion, is not in a satisfactory condition or has been modified in any way.
4. If an apprentice jockey breaches subrule 1 or 2, the master and/or other person in charge of the apprentice jockey at the time of the breach may also be penalised unless that person satisfies the Stewards that he or she took all proper care to ensure the apprentice jockey complied with this rule.

2. LIST OF APPROVED WHIPS

Approved whips



For the purposes of AR 132(1), the following padded whips have been approved by Racing Australia for use in races, official trials, jump-outs and trackwork:

1. Pro Cush
2. International Lite-Touch
3. McKey Slick Stick
4. Persuader
5. Enforcer
6. Protekta
7. Celtic Equine
8. Goostick
9. P-Train Prompter

Padded whip specifications

1. Maximum length of whip not exceeding 70cm.
2. No binding within 18cm of end of whip.
3. Minimum width of pad 2.5cm.
4. Minimum length of pad not less than 18cm for whips 60cm in length; for longer whips the flap length must not be less than 30% of the whip length.
5. The overall weight of the whip must not exceed 160gm.
6. The contact area of the shaft (including pad) must be smooth with no protrusion or raised surface.
7. The padded segment of the whip shall consist of a material approved by Stewards. that does not harden over time. Padded materials must not absorb water.
8. Leather pads are not permitted.
9. The inner padded section shall consist only of closed cell foam of not less than 7mm (one side) in thickness.
10. The thickness of the outer pad can be no greater than 1mm.
11. All whips must be dark in colour.

3. IMAGES OF APPROVED WHIPS



Goostick



P-Train Prompter



Note: An image of the Protekta padded whip is not shown.

Safety Vests

1. RELEVANT RULES

AR 123 Safety vests

1. When mounted on a horse, including but not limited to in a race, official trial, jump-out or trackwork, a rider must wear a properly fastened safety vest which:
 - a. complies with a standard prescribed by Racing Australia;
 - b. has been approved by Racing Australia;
 - c. is in a satisfactory condition;
 - d. has not been modified in any way; and
 - e. has attached to it a manufacturer's label that states that it complies with a standard prescribed by Racing Australia.
2. A rider required by these Australian Rules to wear a safety vest must not have in his or her possession a safety vest that does not comply with the requirements in subrule 1.
3. The Stewards may confiscate or order the satisfactory repair of any safety vest that does not comply with the requirements in subrule (1).
4. Subject to subrule (5), when mounted on a horse during darkness, a rider must wear:
 - a. a safety vest that complies with the requirements in subrule (1); and
 - b. over that safety vest, or over clothing worn over that safety vest, a harness or braces that contains safety warning lights of a type approved by Racing Australia, a PRA or the Stewards.
5. Subrule (4) does not:
 - a. apply to any rider who complies with AR 122(6);
 - b. apply to any location where the Stewards have ruled that sufficient artificial lighting exists;
 - c. affect the requirement that trackwork may only be conducted where Stewards have ruled that sufficient natural or artificial lighting exists.

6. If an apprentice jockey breaches subrule (1), the apprentice jockey's master and/or any other person who was in charge of the apprentice jockey at any relevant time may also be penalised unless that person satisfies the Stewards that he or she took all proper care to ensure that the apprentice jockey complied with that subrule.

Note: Pursuant to this rule, Racing Australia has ordered that:

- a. the following standards of safety vests are prescribed:
 - i. ARB Standard 1.1998; and
 - ii. European Standard EN 13158;
- b. the following Level 1 safety vests are approved:
 - i. Hovs Racesafe;
 - ii. Ozvest;
 - iii. Racelite Pro;
 - iv. Vipa;
 - v. Vipa 1;
 - vi. USG Flexi Race; and
 - vii. Airowear Swift;
- c. the following Level 2 safety vests are approved:
 - i. Vipa II.
- d. the following Level 3 safety vests are approved:
 - i. Vipa III.

2. IMAGES OF APPROVED SAFETY VESTS

Hovs Racesafe



Racelite Pro



Vipa



Vipa 1



USG Flexi Race



Airowear Swift



Vipa 2



Vipa 3



Helmets

1. RELEVANT RULES

AR 122 Helmets

1. When mounted on a horse, every rider must wear a properly affixed helmet which:
 - a. complies with a standard approved by Racing Australia;
 - b. is in a satisfactory condition;
 - c. has not been modified in any way; and
 - d. has attached to it a manufacturer's label that states:
 - i. the date of manufacture; and
 - ii. that it complies with a standard approved by Racing Australia.
2. Every rider is responsible for the care and condition of the rider's helmet.
3. A helmet will be deemed not serviceable and must be immediately replaced by a rider if:
 - a. 5 years have expired since its date of purchase or acquisition as a brand-new helmet or 8 years have expired since its date of manufacture, whichever is earlier; or
 - b. it sustains a severe impact; or
 - c. the wearer suffers from concussion following a fall.

Note: By way of example:

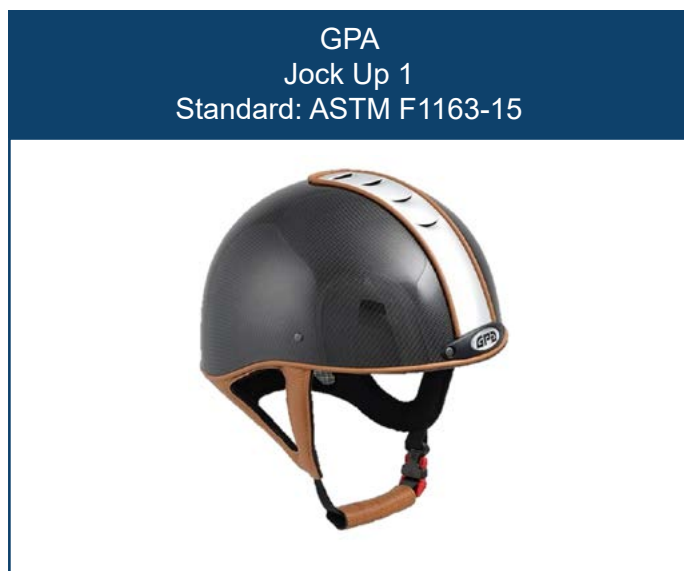
- a. If a helmet was manufactured on 1/1/2016 and purchased on 1/1/2017, the helmet will be deemed not serviceable on 1/1/2022 (i.e. 5 years' use).
 - b. If a helmet was manufactured on 1/1/2016 and purchased on 1/1/2020, the helmet will be deemed not serviceable on 1/1/2024 (i.e. 4 years' use).
4. Further to subrule (3)(a):
 - a. a rider is required to maintain evidence (such as a receipt) of the date on which the rider purchased or acquired a helmet in his or her possession; and
 - b. a rider must produce such evidence to Racing Australia, a PRA or the Stewards at any time required by any of them.
 5. The Stewards may at any time seize a helmet for inspection and may in their absolute discretion confiscate any helmet that does not comply with the requirements of this rule, including (without limitation) where the Stewards are of the opinion that a helmet is not in a satisfactory condition as a result of general wear and tear or the manner in which it has been stored or maintained.
 6. Subject to subrule (7), when mounted on a horse during darkness, every rider must affix to his or her helmet a safety warning light of a type approved by Racing Australia, a PRA or the Stewards.

7. Subrule (6) does not:
- a. apply to any rider who complies with AR 123(4);
 - b. apply to any location where the Stewards have ruled that sufficient artificial lighting exists;
 - c. affect the requirement that trackwork may only be conducted where Stewards have ruled that sufficient natural or artificial lighting exists.
8. If an apprentice jockey breaches subrule (1), the apprentice jockey's master and/or any other person who was in charge of the apprentice jockey at any relevant time may also be penalised unless that person satisfies the Stewards that he or she took all proper care to ensure that the apprentice jockey complied with that subrule.

Note: Pursuant to this rule Racing Australia has ordered that:

- a. The following helmet standards are approved:
 - i. AS/NZS 3838 2006;
 - ii. EN 1384: 2012 or EN 1384: 2017;
 - iii. ASTM F1163: 20-04: Rev A 2011, ASTM F1163: 20-13 or ASTM F1163: 20-15;
 - iv. BS PAS 015: 2011;
 - v. VG1 01.040, Recommendation for Use, 12/12/2014 (also referred to as VG1 01.040: 2014-12).
- b. All helmets must be fitted with a nylon interlocking chinstrap clip attachment.

2. IMAGES OF HELMETS THAT COMPLY WITH APPROVED STANDARDS (examples only)



LAS
JC PRO
Standard: VG1 01-040-2014-12



LAS
JC Star
Standard: VG1 01-040-



Champion Pro-Ultimate Snell Cap
Standard: PAS 015:2011



Samshield ShadowRace
Standard: EN 1384:2017



UOF
Race EVO
Standard: VG1 01-040-2014-12



Spurs

1. RELEVANT RULES

AR 125 Riders permitted to use blunt and approved spurs

Riders may use spurs provided they are blunt and of a type approved by Racing Australia, a PRA, or the Stewards.

2. NOTICE TO INDUSTRY PARTICIPANTS – SPURS

AR 125 provides that only spurs which are blunt and approved by Racing Australia, a PRA or the Stewards may be used at any time. This includes trackwork, jump-outs, barrier trials and races.

AR 125 Riders permitted to use blunt and approved spurs

Riders may use spurs provided they are blunt and of a type approved by Racing Australia, a PRA, or the Stewards.

All participants are advised that the only spurs that are approved for use are blunt spurs (also known as dummy spurs) and blunt ball-type spurs – see pictures below. Approved spurs must not be altered to change the angle upon which the shank of the spur extends from the heel band. This includes turning in or up the shank to provide the rider with increased contact with the horse.

Approved spurs

The spurs shown below are approved.



NOT approved spurs

The spurs shown below are examples of spurs that are not approved. They should not be in the possession of, or used by, any licensed or registered participant. Any person found to have this type of spur in their possession may be subject to penalty.



Stainless Steel STEP Stirrup

Racing Australia has approved the inclusion of the Stainless Steel STEP stirrup iron in the National Equipment Register.

Stainless Steel STEP stirrup iron

